



## Fully Automatic Coffee Machines

• S60 HQM

• S30 CS10

• S30 CP10

• S30 S10

• S20 CS11

• S20 CP11

• S20 Fresh Brew

• S15 CS11

• S15 CP11

• S15 S11

• S15 CS21

• S60 S10

• S30 CS11

• S30 CP11

• S20 CS10

• S20 CP10

• S20 S10

• S15 CS10

• S15 CP10

• S15 S10

• S15 2S21

• S15 CS13 SELF WT

## FULLY AUTOMATIC COFFEE MACHINES

# S60 HQM

## New HQM Technology















S60 HQM

€ 26.470,00



### Performance

Espresso Output (cups/h)	260
Coffee Output (cups/h)	180
Cappuccino Output (150 cc cups/h)	190
Hot Water Output (Lt/h - 500cc quantities)	50
Liquid Heating - TurboSteam (Lt/h - 500cc quantities)	20
Liquid Heating - Steam Wand (Lt/h - 500cc quantities)	40

 Recommended cups per day: up to 600	 11" Display TFT with selection keys
 Turbo Function	 7" Touch Screen Display
 Preheated metal carousel coffee group	 PGS
 Smart Boiler	 AWS - Automatic Washing System
 Turbo Steam Cold Touch	 Wi-Fi Connectivity
 Steam wand with temperature sensor	 Bi-Directional Telemetry
 Third Grinder-Doser	 USB-Port (available for DT/2 and DT/3 version)
 Perfect cold milk foam	 HQ Milk

Features	S60 HQM
Drink selections	Up to 96
TFT Display + Selection keys	Up to 7 recipes can be selected per page
Hot water selection	2
Boilers and capacity (L)	1 x 4 + 1 x 1
Grinder-Dosers	3
Coffee hoppers and capacity (Kg)	2 x 1,2 (o 1 x 2,4) + 1 x 0,5
Coffee group diameter (mm)	42 o 50
Turbo Steam Cold Touch	1
Steam wand with temperature sensor	1
<b>Technical information</b>	
Width x Depth x Height (mm)	530 x 682 x 830
Weight (Kg)	95
Power at 380-415V3N 50Hz (W)	6600 - 7800
<b>Accessories</b>	
CSI/CCI Cable	CODE: 535959000
<b>Kit</b>	
Ground disposal kit	€ 290,00



## FULLY AUTOMATIC COFFEE MACHINES

# S60 S100














S60 S100

€ 24.045,00

### Performance

Espresso Output (cups/h)	260
Coffee Output (cups/h)	180
Hot Water Output (Lt/h - 500cc quantities)	50
Liquid Heating - Steam Wand (Lt/h - 500cc quantities)	40



 Recommended cups per day: up to 600	 11" Display TFT with selection keys
 Turbo Function	 7" Touch Screen Display
 Preheated metal carousel coffee group	 AWS - Automatic Washing System
 Smart Boiler	 Wi-Fi Connectivity
 2 Steam wands with temperature sensor	 Bi-Directional Telemetry
 Third Grinder-Doser	 USB-Port
 PGS	

Features	S60 S10
Drink selections	Up to 96
TFT Display + Selections keys	Up to 8 recipes can be selected per page
Hot water selections	2
Boilers and capacity (L)	1 x 4 + 1 x 1
Grinder-Dosers	3
Coffee hoppers and capacity (Kg)	2 x 1,2 (or 1 x 2,4) + 1 x 0,5
Coffee group diameter (mm)	42 o 50
Steam wand with temperature sensor	2
<b>Technical information</b>	
Width x Depth x Height (mm)	530 x 682 x 830
Weight (Kg)	95
Power at 380-415V3N 50Hz (W)	6600 - 7800
<b>Optional</b>	
Turbosteam ColdTouch	€ 1.135,00
<b>Kit</b>	
Ground disposal kit	€ 290,00



## FULLY AUTOMATIC COFFEE MACHINES

# S30 CS10

## MilkPs, Soluble

S30 CS10

€ 18.020,00



### Performance

Coffee Output (cups/h)	200
Cappuccino Output (150 cc cups/h)	190
Hot Water Output (Lt/h - 500cc quantities)	28
Liquid Heating - Steam Wand (Lt/h - 500cc quantities)	26

Specifically designed for reliability, premium coffee quality and ease of use, the LaCimbali S30 delivers a large selection of beverages. Integrated Wi-Fi monitors consumables, output levels, cleaning status and maintenance requirements. Its intuitive 10.4" touchscreen also allows customization of graphics, screen savers, drink icons and branding.



Recommended cups per day: up to 300



10.4" touch screen, up to 96 drink selections



Powder Dosing System



ThermoDrive (optional)



Perfect cold milk foam



Metal coffee group



Smart Boiler



Wi-Fi Connectivity



Turbo Steam Cold Touch (optional)



PGS



AWS - Automatic Washing System



Bi-Directional Telemetry



USB-Port



HQ Milk

### Features

Features	S30 CS10
Touch Screen drink selections	96
Hot water selections	2
Boilers and capacity (litres)	1 x 0,7 + 1 x 1,25
Grinder-dosers	2
Coffee hoppers and capacity (Kg)	1 x 1,2 + 1 x 1,0
Powder hopper and capacity (Kg)	1 x 1,0
Coffee group diameter (mm)	44 or 50
Steam wand	1

### Technical information

Width x Depth x Height (mm)	370 x 620 x 762
Weight (Kg)	79
Power at 220-240V~ 60Hz (W)	4800 - 5700
Power at 380-415V3N~ 60Hz (W)	4800 - 5700

### Optional

TurboSteam Cold Touch (TS CT)	€ 1.135,00
ThermoDrive	€ 500,00
Motorized spout	€ 1.325,00

### Accessories

Kit for washing undercounter	€ 170,00
Ground Disposal Kit	€ 290,00
Kit Milk Foam	€ 120,00
Kit Smart Milk Sensor - CODE: NS9MA9999999A	€ 335,00
Kit Power Station	€ 110,00
CSI/CCI Cable	CODE: 535959000



## FULLY AUTOMATIC COFFEE MACHINES

# S30 CS11

## MilkPs, Soluble

S30 CS11

€ 17.880,00



### Performance

Coffee Output (cups/h)	200
Cappuccino Output (150 cc cups/h)	190
Hot Water Output (Lt/h - 500cc quantities)	28

Specifically designed for reliability, premium coffee quality and ease of use, the LaCimbali S30 delivers a large selection of beverages. Integrated Wi-Fi monitors consumables, output levels, cleaning status and maintenance requirements. Its intuitive 10.4" touchscreen also allows customization of graphics, screen savers, drink icons and branding.



Recommended cups per day: up to 300



10.4" touch screen, up to 96 drink selections



Smart Boiler



Bi-Directional Telemetry



Perfect cold milk foam



Metal coffee group



Wi-Fi Connectivity



PGS



AWS - Automatic Washing System



HQ Milk



USB-Port



Powder Dosing System



ThermoDrive (optional)

### Features

Features	S30 CS11
Touch Screen drink selections	96
Hot water selections	2
Boilers and capacity (litres)	1 x 0,7 + 1 x 1,25
Grinder-dosers	2
Coffee hoppers and capacity (Kg)	1 x 1,2 + 1 x 1,0
Powder hopper and capacity (Kg)	1 x 1,0
Coffee group diameter (mm)	44 o 50
Steam Wand	-

### Technical information

Width x Depth x Height (mm)	370 x 620 x 762
Weight (Kg)	79
Power at 220-240V~ 60Hz (W)	4800 - 5700
Power at 380-415V3N~ 60Hz (W)	4800 - 5700

### Optional

ThermoDrive	€ 500,00
Motorized spout	€ 1.325,00

### Accessories

Kit for washing undercounter	€ 170,00
Ground Disposal Kit	€ 290,00
Kit Milk Foam	€ 120,00
Kit Smart Milk Sensor - CODE: NS9MA9999999A	€ 335,00
Kit Power Station	€ 110,00
CSI/CCI Cable	CODE: 535959000





## FULLY AUTOMATIC COFFEE MACHINES

# S30 CP10

## MilkPs

S30 CP10 MILK PS

€ 17.125,00



### Performance

Coffee Output (cups/h)	200
Cappuccino Output (150 cc cups/h)	190
Hot Water Output (Lt/h - 500cc quantities)	28
Liquid Heating - Steam Wand (Lt/h - 500cc quantities)	26

Specifically designed for reliability, premium coffee quality and ease of use, the LaCimbali S30 delivers a large selection of beverages. Integrated Wi-Fi monitors consumables, output levels, cleaning status and maintenance requirements. Its intuitive 10.4" touchscreen also allows customization of graphics, screen savers, drink icons and branding.



Recommended cups per day: up to 300



10.4" touch screen, up to 96 drink selections



ThermoDrive (optional)



Bi-Directional Telemetry



Metal coffee group



Smart Boiler



Wi-Fi Connectivity



PGS



AWS - Automatic Washing System



Perfect cold milk foam



USB-Port



HQ Milk



Turbo Steam Cold Touch (optional)

### Features

Features	S30 CP10
Touch Screen drink selections	96
Hot water selections	2
Boilers and capacity (litres)	1 x 0,7 + 1 x 1,25
Grinder-dosers	2
Coffee hoppers and capacity (Kg)	2 x 1,2
Powder hopper and capacity (Kg)	1 x 1,0
Coffee group diameter (mm)	44 o 50
Steam Wand	1

### Technical information

Width x Depth x Height (mm)	370 x 620 x 762
Weight (Kg)	79
Power at 220-240V~ 60Hz (W)	4800 - 5700
Power at 380-415V3N~ 60Hz (W)	4800 - 5700

### Optional

Third Grinder	€ 875,00
TurboSteam Cold Touch (TSCT)	€ 1.135,00
ThermoDrive	€ 500,00
Motorized spout	€ 1.325,00

### Accessories

Kit for washing undercounter	€ 170,00
Ground Disposal Kit	€ 290,00
Kit Milk Foam	€ 120,00
Kit Smart Milk Sensor - CODE: NS9MA9999999A	€ 335,00
Kit Power Station	€ 110,00
CSI/CCI Cable	CODE: 535959000



## FULLY AUTOMATIC COFFEE MACHINES

# S30 CP11

## MilkPs

S30 CP11

€ 16.895,00



### Performance

Coffee Output (cups/h)	200
Cappuccino Output (150 cc cups/h)	190
Hot Water Output (Lt/h - 500cc quantities):	28

Specifically designed for reliability, premium coffee quality and ease of use, the LaCimbali S30 delivers a large selection of beverages. Integrated Wi-Fi monitors consumables, output levels, cleaning status and maintenance requirements. Its intuitive 10.4" touchscreen also allows customization of graphics, screen savers, drink icons and branding.



Recommended cups per day: up to 300



10.4" touch screen, up to 96 drink selections



HQ Milk



Perfect cold milk foam



Metal coffee group



Smart Boiler



ThermoDrive (optional)



PGS



AWS - Automatic Washing System



Wi-Fi Connectivity



Bi-Directional Telemetry



USB-Port

### Features

Features	S30 CP11
Touch Screen drink selections	96
Hot water selections	2
Boilers and capacity (litres)	1 x 0,7 + 1 x 1,25
Grinder-dosers	2
Coffee hoppers and capacity (Kg)	2 x 1,2
Coffee group diameter (mm)	44 o 50
Steam wand	-

### Technical information

Width x Depth x Height (mm)	370 x 620 x 762
Weight (Kg)	79
Power at 220-240V~ 60Hz (W)	4800 - 5700
Power at 380-415V3N~ 60Hz (W)	4800 - 5700

### Optional

Third Grinder	€ 875,00
ThermoDrive	€ 500,00
Motorized spout	€ 1.325,00

### Accessories

Kit for washing undercounter	€ 170,00
Ground Disposal Kit	€ 290,00
Kit Milk Foam	€ 120,00
Kit Smart Milk Sensor - CODE: N29MA9999999A	€ 335,00
Kit Power Station	€ 110,00
CSI/CCI Cable	CODE: 535959000



## FULLY AUTOMATIC COFFEE MACHINES

# S30 S10

## TurboSteam Cold Touch

S30 S10 TURBOSTEAM COLD TOUCH











€ 16.240,00



### Performance

Coffee Output (cups/h)	200
Hot Water Output (Lt/h - 500cc quantities)	28
Liquid Heating - TurboSteam (Lt/h - 500cc quantities)	26

Specifically designed for reliability, premium coffee quality and ease of use, the LaCimbali S30 delivers a large selection of beverages. Integrated Wi-Fi monitors consumables, output levels, cleaning status and maintenance requirements. Its intuitive 10.4" touchscreen also allows customization of graphics, screen savers, drink icons and branding.

 Recommended cups per day: up to 300	 10.4" touch screen, up to 96 drink selections
 Metal coffee group	 PGS
 Smart Boiler	 Wi-Fi Connectivity
 ThermoDrive (optional)	 USB-Port
 Turbo Steam Cold Touch	 Bi-Directional Telemetry

Features	S30 S10 TURBOSTEAM COLD TOUCH
Touch Screen drink selections	96
Hot water selections	2
Boilers and capacity (litres)	1 x 0,7 + 1 x 1,25
Grinder-dosers	2
Coffee hoppers and capacity (Kg)	2 x 1,2
Coffee group diameter (mm)	44 or 50
Steam wand	TS Cold Touch
<b>Technical information</b>	
Width x Depth x Height (mm)	370 x 620 x 762
Weight (Kg)	79
Power at 220-240V~ 60Hz (W)	4800 - 5700
Power at 380-415V3N~ 60Hz (W)	4800 - 5700
<b>Optional</b>	
ThermoDrive	€ 500,00
Motorized spout	€ 1.325,00
<b>Accessories</b>	
Ground Disposal Kit	€ 290,00
CSI/CCI Cable	€ 290,00
CODE: 535959000	





## FULLY AUTOMATIC COFFEE MACHINES

# S20 CS10

## MilkPs, Soluble











1 GRINDER	€ 13.525,00
2 GRINDERS	€ 13.945,00

### Performance

Coffee Output (cups/h)	200
Cappuccino Output (150 cc cups/h)	100
Hot Water Output (Lt/h - 500cc quantities)	30
Liquid Heating - Steam Wand (Lt/h - 500cc quantities)	29



Developed by drawing on knowledge and expertise about traditional machines, LaCimbali S20 enhances the LaCimbali superautomatic range with a perfect solution for locations that produce around 200 cups a day. Thanks to its built-in soluble hot chocolate system, you can also offer a wide and varied drinks menu, and with the metal coffee-group this coffee machine always guarantee the highest quality.

 Recommended cups per day: up to 200	 7.0" touch screen, up to 96 drink selections	 Powder Dosing System
 AWS - Automatic Washing System	 MilkPs	 Wi-Fi Connectivity
 HQ Milk	 Bi-Directional Telemetry	 Metal coffee group
 USB-Port	 Smart Boiler	

Features	S20 CS10
Touch Screen drink selections	96
Hot water selections	2
Boilers and capacity (litres)	1 x 2,6
Grinder-dosers	1 or 2
Coffee hoppers and capacity (Kg)	1 x 1,2 o 1 x 1,2 + 1 x 1,0
Powder hopper and capacity (Kg)	1 x 1,0
Coffee group diameter (mm)	44 or 50
Steam wand	1
<b>Technical information</b>	
Width x Depth x Height (mm)	370 x 620 x 762
Weight (Kg)	71
Power at 220-240V~ 50Hz (W)	3200 - 3800
Power at 220~ 60Hz (W)	3400
<b>Accessories</b>	
Kit for washing undercounter	€ 170,00
Ground Disposal Kit	€ 290,00
Kit Milk Foam	€ 120,00
Kit Smart milk sensor - CODE: NS9MA9999999A	€ 335,00
Kit Power Station	€ 110,00
Kit No-coffee sensor (2 grinders)	€ 290,00
CSI/CCI Cable	CODE: 535959000



## FULLY AUTOMATIC COFFEE MACHINES

# S20 CS11

## MilkPs, Soluble

2 GRINDERS

€ 13.815,00



### Performance

Coffee Output (cups/h)	200
Cappuccino Output (150 cc cups/h)	100
Hot Water Output (Lt/h - 500cc quantities)	30

Developed by drawing on knowledge and expertise about traditional machines, LaCimbali S20 enhances the LaCimbali superautomatic range with a perfect solution for locations that produce around 200 cups a day. Thanks to its built-in soluble hot chocolate system, you can also offer a wide and varied drinks menu, and with the metal coffee-group this coffee machine always guarantee the highest quality.



Recommended cups per day: up to 200



AWS - Automatic Washing System



HQ Milk



USB-Port



7.0" touch screen, up to 96 drink selections



MilkPs



Bi-Directional Telemetry



Smart Boiler



Powder Dosing System



Wi-Fi Connectivity



Metal coffee group

### Features

Features	S20 CS11
Touch Screen drink selections	96
Hot water selections	2
Boilers and capacity (litres)	1 x 2,6
Grinder-dosers	1 or 2
Coffee hoppers and capacity (Kg)	1 x 1,2 o 1 x 1,2 + 1 x 1,0
Powder hopper and capacity (Kg)	1 x 1,0
Coffee group diameter (mm)	44 or 50
Steam wand	-

### Technical information

Width x Depth x Height (mm)	370 x 620 x 762
Weight (Kg)	71
Power at 220-240V~ 50Hz (W)	3200 - 3800
Power at 220~ 60Hz (W)	3400

### Accessories

Kit for washing undercounter	€ 170,00
Ground Disposal Kit	€ 290,00
Kit Milk Foam	€ 120,00
Kit Smart milk sensor - CODE: NS9MA9999999A	€ 335,00
Kit Power Station	€ 110,00
Kit No-coffee sensor (2 grinders)	€ 290,00
CSI/CCI Cable	CODE: 535959000



## FULLY AUTOMATIC COFFEE MACHINES

# S20 CP10

## MilkPs

1 GRINDER	€ 12.610,00
2 GRINDERS	€ 13.030,00

### Performance

Coffee Output (cups/h)	200
Cappuccino Output (150 cc cups/h)	100
Hot Water Output (Lt/h - 500cc quantities)	30
Liquid Heating - Steam Wand (Lt/h - 500cc quantities)	29



Developed by drawing on knowledge and expertise about traditional machines, LaCimbali S20 enhances the LaCimbali superautomatic range with a perfect solution for locations that produce around 200 cups a day. Thanks to its built-in soluble hot chocolate system, you can also offer a wide and varied drinks menu, and with the metal coffee-group this coffee machine always guarantee the highest quality.



Recommended cups per day: up to 200



AWS - Automatic Washing System



Metal coffee group



USB-Port



7.0" touch screen, up to 96 drink selections



HQ Milk



Bi-Directional Telemetry



MilkPs



Wi-Fi Connectivity



Smart Boiler

Features	S20 CP10
Touch Screen drink selections	96
Hot water selections	2
Boilers and capacity (litres)	1 x 2,6
Grinder-dosers	1 or 2
Coffee hoppers and capacity (Kg)	1 x 1,2 + 2 x 1,2
Coffee group diameter (mm)	44 or 50
Steam wand	1
<b>Technical information</b>	
Width x Depth x Height (mm)	370 x 620 x 762
Weight (Kg)	71
Power at 220-240V~ 50Hz (W)	3200 - 3800
Power at 220~ 60Hz (W)	3400
<b>Accessories</b>	
Kit for washing undercounter	€ 170,00
Ground Disposal Kit	€ 290,00
Kit Milk Foam	€ 120,00
Kit Smart milk sensor - CODE: NS9MA9999999A	€ 335,00
Kit Power Station	€ 110,00
Kit No-coffee sensor (2 grinders)	€ 290,00
CSI/CCI Cable	CODE: 535959000



## FULLY AUTOMATIC COFFEE MACHINES

# S20 CP11

## MilkPs

2 GRINDERS











€ 12.910,00



### Performance

Coffee Output (cups/h)	200
Cappuccino Output (150 cc cups/h)	100
Hot Water Output (Lt/h - 500cc quantities)	30

Developed by drawing on knowledge and expertise about traditional machines, LaCimbali S20 enhances the LaCimbali superautomatic range with a perfect solution for locations that produce around 200 cups a day. Thanks to its built-in soluble hot chocolate system, you can also offer a wide and varied drinks menu, and with the metal coffee-group this coffee machine always guarantee the highest quality.

 Recommended cups per day: up to 200	 7.0" touch screen, up to 96 drink selections
 MilkPs	 AWS - Automatic Washing System
 HQ Milk	 Wi-Fi Connectivity
 Metal coffee group	 Bi-Directional Telemetry
 Smart Boiler	 USB-Port

Features	S20 CP11
Touch Screen drink selections	96
Hot water selections	2
Boilers and capacity (litres)	1 x 2,6
Grinder-dosers	1 or 2
Coffee hoppers and capacity (Kg)	1 x 1,2 + 2 x 1,2
Coffee group diameter (mm)	44 or 50
Steam wand	-
<b>Technical information</b>	
Width x Depth x Height (mm)	370 x 620 x 762
Weight (Kg)	71
Power at 220-240V~ 50Hz (W)	3200 - 3800
Power at 220~ 60Hz (W)	3400
<b>Accessories</b>	
Kit for washing undercounter	€ 170,00
Ground Disposal Kit	€ 290,00
Kit Milk Foam	€ 120,00
Kit Smart milk sensor - CODE: NS9MA9999999A	€ 335,00
Kit Power Station	€ 110,00
Kit No-coffee sensor (2 grinders)	€ 290,00
CSI/CCI Cable	CODE: 535959000



## FULLY AUTOMATIC COFFEE MACHINES

# S20 S10









## TurboSteam Cold Touch

1 GRINDER	€ 12.100,00
2 GRINDERS	€ 12.520,00

### Performance

Coffee Output (cups/h)	200
Hot Water Output (Lt/h - 500cc quantities)	30
Liquid Heating - TurboSteam (Lt/h - 500cc quantities)	29

Developed by drawing on knowledge and expertise about traditional machines, LaCimbali S20 enhances the LaCimbali superautomatic range with a perfect solution for locations that produce around 200 cups a day. Thanks to its built-in soluble hot chocolate system, you can also offer a wide and varied drinks menu, and with the metal coffee-group this coffee machine always guarantee the highest quality.

 Recommended cups per day: up to 200	 7.0" touch screen, up to 96 drink selections
 Metal coffee group	 Wi-Fi Connectivity
 Smart Boiler	 Bi-Directional Telemetry
 Turbo Steam Cold Touch	 USB-Port



Features	S20 S10 TurboSteam Cold Touch
Touch Screen drink selections	96
Hot water selections	2
Boilers and capacity (litres)	1 x 2,6
Grinder-dosers	1 or 2
Coffee hoppers and capacity (Kg)	1 x 1,2 + 2 x 1,2
Coffee group diameter (mm)	44 or 50
Steam wand	TurboSteam Cold Touch
<b>Technical information</b>	
Width x Depth x Height (mm)	370 x 620 x 762
Weight (Kg)	71
Power at 220-240V~ 50Hz (W)	3200 - 3800
Power at 220~ 60Hz (W)	3400
<b>Accessories</b>	
Ground Disposal Kit	€ 290,00
Kit No-coffee sensor (2 grinders)	€ 290,00
CSI/CCI Cable	CODE: 535959000





## FULLY AUTOMATIC COFFEE MACHINES

# S20 Fresh Brew



S20 FRESH BREW











€ 11.060,00

### Performance

Recommended Daily Coffee Output (cups/day) 200

Freshly brewed coffee at the tap of a button to enjoy all the aromas of freshly ground coffee. The new Bean-to-cup machine is here.

This new version of S20 allows to have Fresh Brew coffee from coffee beans in different cup size: 12, 16, 20 and 24oz. Moreover, S20 FB allows you to select up to 2 different temperatures to enjoy fresh brew in the way you prefer. Thanks to the metal coffee-group this coffee machine always guarantee the highest quality.

 Recommended cups per day: up to 200	 Double Tamping Feature for 20 and 24oz
 Pre-heated Metal Coffee Group	 7.0" touch screen, up to 96 drink selections
 Smart Boiler	 Wi-Fi Connectivity
 Hot & Cold fresh Brew	 Bi-Directional Telemetry
 4 different Cup Size 12, 16, 20, 24oz	 USB-Port

Features	S20 Fresh Brew
Touch Screen drink selections	up to 4
Pre-setted recipes	16
Boilers and capacity (litres)	1 x 2,6
Grinder-dosers	2
Coffee hoppers and capacity (Kg)	2 x 1,2
Coffee group diameter (mm)	50
Ground Disposal Kit	yes
Microfilter	yes
<b>Technical information</b>	
Width x Depth x Height (mm)	370 x 620 x 762
Weight (Kg)	71
Power at 220-240V~ 50Hz (W)	3200 - 3800
Power at 220~ 60Hz (W)	3400
<b>Accessories</b>	
CSI/CCI Cable	CODE: 535959000



## FULLY AUTOMATIC COFFEE MACHINES

# S15 CS10

## MilkPs, Solubles

€ 9.155,00



### Performance

Coffee Output (cups/h)	160
Café Creme (cups/h)	100
Cappuccino output (150 cc cups/h)	160
Hot water Output (L/h - 500cc quantities)	25
Liquid Heating - Steam Wand (Lt/h - 500cc quantities)	25

The new **S15** smart and versatile fully automatic machine, is designed to guarantee a wide menu of beverages even more customizable, as well as a superior capacity of its boiler. User-friendly and professional, **S15** is the perfect ally for office environments or other locations that require medium-low daily performance. Bi-directional telemetry on board.



Reccomended cups per day: up to 150



Metal reinforced techno-polymer coffee group



Embedded solubles system



Smart Boiler



7.0" touch screen, up to 96 drink selections



HQ Milk



Manual steam wand



MilkPs



AWS - Automatic Washing System



Bi-Directional Telemetry



USB



Wi - Fi

Features	S15 CS10
Touch Screen drink selections	up to 96 (8 per page)
Hot water selections	2
Boilers and capacity (L)	1 x 2
Grinder-dosers	2
Coffee hoppers and capacity (Kg)	2 x 0,65
Soluble hoppers and capacity (Kg)	1 x 1,5
Coffee group diameter (mm)	38 or 46
Mixer soluble powder	1
Steam wand	1
No-coffee sensor	-
Main spout	Manual
<b>Technical information</b>	
Width x Depth x Height (mm)	350 x 605 x 715
Weight (Kg)	49
Power at 220-240V~ 50 Hz (W)	2700 - 3100 I 13A
Power at 220~ 60 Hz (W)	2700 I 13A
<b>Optional</b>	
Motorised Spout	€ 500,00
<b>Accessories</b>	
Kit for washing undercounter	€ 170,00
Ground Disposal Kit	€ 290,00
Coffee Hopper extension (up to 1,6 Kg) 1px	€ 240,00
Solubles Hopper extension (up to 2,9 Kg) 1px	€ 240,00
Kit Milk Foam	€ 120,00
Kit Power Station	€ 110,00
CSI/CCI cable	Cod. 535959000



## FULLY AUTOMATIC COFFEE MACHINES

# S15 CS11

## MilkPs, Solubles













Motorised Spout - 1 Grinder	€ 9.295,00
Motorised Spout - 2 Grinders	€ 9.525,00
Motorised Spout 2 Grinders + No-coffee Sensor	€ 9.645,00

### Performance

Coffee Output (cups/h)	160
Café Creme (cups/h)	100
Cappuccino output (150 cc cups/h)	160
Hot water Output (L/h - 500cc quantities)	25

The new **S15** smart and versatile fully automatic machine, is designed to guarantee a wide menu of beverages even more customizable, as well as a superior capacity of its boiler. User-friendly and professional, **S15** is the perfect ally for office environments or other locations that require medium-low daily performance.

Bi-directional telemetry on board.

 Recommended cups per day: up to 150	 7.0" touch screen, up to 96 drink selections	 AWS - Automatic Washing System
 Metal reinforced technopolymer coffee group	 HQ Milk	 Bi-Directional Telemetry
 Embedded solubles system	 MilkPs	 USB
 Smart Boiler	 New motorised spout	 Wi-Fi Connectivity



Features	S15 CS11
Touch Screen drink selections	up to 96 (8 per page)
Hot water selections	2
Boilers and capacity (L)	1 x 2
Grinder-dosers	2
Coffee hoppers and capacity (Kg)	2 x 0,65
Soluble hoppers and capacity (Kg)	1 x 1,5
Coffee group diameter (mm)	38 or 46
Mixer soluble powder	1
Steam wand	-
No-coffee sensor	-
Main spout	Motorised
<b>Technical information</b>	
Width x Depth x Height (mm)	350 x 605 x 715
Weight (Kg)	49
Power at 220-240V~ 50 Hz (W)	2700 - 3100 I 13A
Power at 220~ 60 Hz (W)	2700 I 13A
<b>Accessories</b>	
Kit for washing undercounter	€ 170,00
Ground Disposal Kit	€ 290,00
Coffee Hopper extension (up to 1,6 Kg) 1px	€ 240,00
Solubles Hopper extension (up to 2,9 Kg) 1px	€ 240,00
Kit Milk Foam	€ 120,00
Kit Power Station	€ 110,00
CSI/CCI cable	Cod. 535959000



## FULLY AUTOMATIC COFFEE MACHINES

# S15 CP10

## MilkPs

€ 8.520,00



### Performance

Coffee Output (cups/h)	160
Cafè Creme (cups/h)	100
Cappuccino output (150 cc cups/h)	160
Hot water Output (L/h - 500cc quantities)	25
Liquid Heating - Steam Wand (Lt/h 500cc quantities)	25

The new **S15** smart and versatile fully automatic machine, is designed to guarantee a wide menu of beverages even more customizable, as well as a superior capacity of its boiler. User-friendly and professional, **S15** is the perfect ally for office environments or other locations that require medium-low daily performance.

Bi-directional telemetry on board.



Reccomended cups per day: up to 150



Metal reinforced techno-polymer coffee group



MilkPs



Smart Boiler



7.0" touch screen, up to 96 drink selections



HQ Milk



Manual steam wand



AWS - Automatic Washing System



Bi-Directional Telemetry



USB



Wi-Fi Connectivity

Features	S15 CP10
Touch Screen drink selections	up to 96 (8 per page)
Hot water selections	2
Boilers and capacity (L)	1 x 2
Grinder-dosers	2
Coffee hoppers and capacity (Kg)	2 x 0,65
Soluble hoppers and capacity (Kg)	-
Coffee group diameter (mm)	38 or 46
Mixer soluble powder	-
Steam wand	1
No-coffee sensor	-
Main spout	Manual
<b>Technical information</b>	
Width x Depth x Height (mm)	350 x 605 x 715
Weight (Kg)	49
Power at 220-240V~ 50 Hz (W)	2700 - 3100 I 13A
Power at 220~ 60 Hz (W)	2700 I 13A
<b>Accessories</b>	
Kit for washing undercounter	€ 170,00
Ground Disposal Kit	€ 290,00
Coffee Hopper extension (up to 1,6 Kg) 1px	€ 240,00
Kit Milk Foam	€ 120,00
Kit Power Station	€ 110,00
CSI/CCI cable	Cod. 535959000



## FULLY AUTOMATIC COFFEE MACHINES

# S15 CP11


## MilkPs


Motorised Spout - 2 Grinders + No-Coffee Sensor	€ 9.010,00
Manual Spout - 2 Grinders	€ 8.270,00
Manual Spout - 1 Grinder	€ 8.040,00

### Performance

Coffee Output (cups/h)	160
Cafè Creme (cups/h)	100
Cappuccino output (150 cc cups/h)	160
Hot water Output (L/h - 500cc quantities)	25


The new **S15** smart and versatile fully automatic machine, is designed to guarantee a wide menu of beverages even more customizable, as well as a superior capacity of its boiler. User-friendly and professional, **S15** is the perfect ally for office environments or other locations that require medium-low daily performance. Bi-directional telemetry on board.

 Recommended cups per day: up to 150


 Metal reinforced technopolymer coffee group


 MilkPs


 Smart Boiler

 7.0" touch screen, up to 96 drink selections


 HQ Milk

 AWS - Automatic Washing System

 New motorised spout

 Bi-Directional Telemetry

 USB

 Wi-Fi Connectivity



Features	S15 PS11
Touch Screen drink selections	up to 96 (8 per page)
Hot water selections	2
Boilers and capacity (L)	1 x 2
Grinder-dosers	2
Coffee hoppers and capacity (Kg)	2 x 0,65
Soluble hoppers and capacity (Kg)	-
Coffee group diameter (mm)	38 or 46
Mixer soluble powder	-
Steam wand	-
No-coffee sensor	yes
Main spout	Motorised or Manual
<b>Technical information</b>	
Width x Depth x Height (mm)	350 x 605 x 715
Weight (Kg)	49
Power at 220-240V~ 50 Hz (W)	2700 - 3100 I 13A
Power at 220~ 60 Hz (W)	2700 I 13A
<b>Accessories</b>	
Kit for washing undercounter	€ 170,00
Ground Disposal Kit	€ 290,00
Coffee Hopper extension (up to 1,6 Kg) 1px	€ 240,00
Kit Milk Foam	€ 120,00
Kit Power Station	€ 110,00
CSI/CCI cable	Cod. 535959000





## FULLY AUTOMATIC COFFEE MACHINES

# S15 S10

## Coffee




€ 8.025,00




### Performance



Coffee Output (cups/h)	160
Cafè Creme (cups/h)	100
Hot water Output (L/h - 500cc quantities)	25
Liquid Heating - Steam Wand (Lt/h 500cc quantities)	25

The new **S15** smart and versatile fully automatic machine, is designed to guarantee a wide menu of beverages even more customizable, as well as a superior capacity of its boiler. User-friendly and professional, **S15** is the perfect ally for office environments or other locations that require medium-low daily performance.

Bi-directional telemetry on board.

-  Recommended cups per day: up to 150
-  Metal reinforced technopolymer coffee group
-  Smart Boiler

-  7.0" touch screen, up to 96 drink selections
-  Manual steam wand
-  AWS - Automatic Washing System

-  Bi-Directional Telemetry
-  USB
-  Wi-Fi Connectivity



Features	S15 S10
Touch Screen drink selections	up to 96 (8 per page)
Hot water selections	2
Boilers and capacity (L)	1 x 2
Grinder-dosers	2
Coffee hoppers and capacity (Kg)	2 x 0,65
Soluble hoppers and capacity (Kg)	-
Coffee group diameter (mm)	38 or 46
Mixer soluble powder	-
Steam wand	1
No-coffee sensor	-
Main spout	Manual
<b>Technical information</b>	
Width x Depth x Height (mm)	350 x 605 x 715
Weight (Kg)	49
Power at 220-240V~ 50 Hz (W)	2700 - 3100 I 13A
Power at 220~ 60 Hz (W)	2700 I 13A
<b>Accessories</b>	
Ground Disposal Kit	€ 290,00
Coffee Hopper extension (up to 1,6 Kg) 1px	€ 240,00
CSI/CCI cable	Cod. 535959000



## FULLY AUTOMATIC COFFEE MACHINES

# S15 S11

## Coffee

Manual Spout - 2MD


€ 7.895,00


### Performance

Coffee Output (cups/h)	160
Cafè Creme (cups/h)	100
Hot water Output (L/h - 500cc quantities)	25


The new **S15** smart and versatile fully automatic machine, is designed to guarantee a wide menu of beverages even more customizable, as well as a superior capacity of its boiler. User-friendly and professional, **S15** is the perfect ally for office environments or other locations that require medium-low daily performance.


Bi-directional telemetry on board.


 Recommended cups per day: up to 150

 Metal reinforced technopolymer coffee group

 Smart Boiler

 7.0" touch screen, up to 96 drink selections

 AWS - Automatic Washing System

 Bi-Directional Telemetry

 USB

 Wi-Fi Connectivity



Features	S15 S11
Touch Screen drink selections	up to 96 (8 per page)
Hot water selections	2
Boilers and capacity (L)	1 x 2
Grinder-dosers	2
Coffee hoppers and capacity (Kg)	2 x 0,65
Soluble hoppers and capacity (Kg)	-
Coffee group diameter (mm)	38 or 46
Mixer soluble powder	-
Steam wand	-
No-coffee sensor	-
Main spout	Manual
<b>Technical information</b>	
Width x Depth x Height (mm)	350 x 605 x 715
Weight (Kg)	49
Power at 220-240V~ 50 Hz (W)	2700 - 3100 I 13A
Power at 220~ 60 Hz (W)	2700 I 13A
<b>Accessories</b>	
Ground Disposal Kit	€ 290,00
Coffee Hopper extension (up to 1,6 Kg) 1px	€ 240,00
CSI/CCI cable	Cod. 535959000



## FULLY AUTOMATIC COFFEE MACHINES

# S15 2S21

## Double solubles





Double Powder Soluble - 2 Grinders	€ 9.455,00
Double Powder Soluble - 1 Grinder	€ 9.105,00





### Performance

Coffee Output (cups/h)	160
Cafè Creme (cups/h)	100
Hot water Output (L/h - 500cc quantities)	25

The new **S15** smart and versatile fully automatic machine, is designed to guarantee a wide menu of beverages even more customizable, as well as a superior capacity of its boiler. User-friendly and professional, **S15** is the perfect ally for office environments or other locations that require medium-low daily performance. Bi-directional telemetry on board.



-  Recommended cups per day: up to 150
-  Metal reinforced technopolymer coffee group
-  Embedded solubles system
-  Double soluble hopper

-  7.0" touch screen, up to 96 drink selections
-  New motorised spout
-  Smart Boiler
-  AWS - Automatic Washing System

-  Bi-Directional Telemetry
-  USB
-  Wi-Fi Connectivity

Features	S15 2S21
Touch Screen drink selections	up to 96 (8 per page)
Hot water selections	2
Boilers and capacity (L)	1 x 2
Grinder-dosers	2
Coffee hoppers and capacity (Kg)	2 x 0,65
Soluble hoppers and capacity (Kg)	1 x 0,59 Kg chocolate powder + 1 x 0,37 Kg milk powder
Coffee group diameter (mm)	38 or 46
Mixer soluble powder	1
Steam wand	-
No-coffee sensor	yes (only 2MD)
Main spout	Motorised
<b>Technical information</b>	
Width x Depth x Height (mm)	350 x 605 x 715
Weight (Kg)	49
Power at 220-240V~ 50 Hz (W)	2700 - 3100 I 13A
Power at 220~ 60 Hz (W)	2700 I 13A
<b>Accessories</b>	
Ground Disposal Kit	€ 290,00
Coffee Hopper extension (up to 1,6 Kg) 1px	€ 240,00
Double Solubles Hopper extension (up to 1,3 Kg chocolate + 0,85 Kg milk powder) 1px	€ 250,00
CSI/CCI cable	Cod. 535959000



## FULLY AUTOMATIC COFFEE MACHINES

# S15 CS21













## MilkPs & Double Powder Soluble

2 GRINDERS - MANUAL SPOUT - COFFEE SENSOR € 9,345,00

### Performance

Coffee Output (cups/h)	160
Café Creme (cups/h)	100
Cappuccino Output (150 cc cups/h)	160
Hot water Output (L/h - 500cc quantities)	25

The new **S15** smart and versatile fully automatic machine, is designed to guarantee a wide menu of beverages even more customizable, as well as a superior capacity of its boiler. User-friendly and professional, **S15** is the perfect ally for office environments or other locations that require medium-low daily performance. Bi-directional telemetry on board.

 Recommended cups per day: up to 150	 7.0" touch screen, up to 96 drink selections	 AWS - Automatic Washing System
 Metal reinforced technology polymer coffee group	 HQ Milk	 Bi-Directional Telemetry
 Embedded solubles system	 MilkPs	 USB
 Double soluble hopper	 Smart Boiler	 Wi-Fi Connectivity



Features	S15 CS21
Touch Screen drink selections	up to 96 (8 per page)
Hot water selections	2
Boilers and capacity (L)	1 x 2
Grinder-dosers	2
Coffee hoppers and capacity (Kg)	2 x 0,65
Soluble hoppers and capacity (Kg)	1 x 0,59 Kg chocolate powder + 1 x 0,37 Kg milk powder
Coffee group diameter (mm)	38 or 46
Mixer soluble powder	1
Steam wand	-
No-coffee sensor	yes
Main spout	Manual
<b>Technical information</b>	
Width x Depth x Height (mm)	350 x 605 x 715
Weight (Kg)	49
Power at 220-240V~ 50 Hz (W)	2700 - 3100 I 13A
Power at 220~ 60 Hz (W)	2700 I 13A
<b>Optional</b>	
Motorised Spout	€ 500,00
<b>Accessories</b>	
Kit for washing undercounter	€ 170,00
Ground Disposal Kit	€ 290,00
Coffee Hopper extension (up to 1,6 Kg) 1px	€ 240,00
Solubles Hopper extension (up to 2,9 Kg) 1px	€ 240,00
Kit Milk Foam	€ 120,00
Kit Power Station	€ 110,00
CSI/CCI cable	Cod. 535959000



## FULLY AUTOMATIC COFFEE MACHINES

# S15 CS13 SELF WT

## CS13 + Water Tank Module
















S15 CS13 SELF WT	€ 11.510,00
WATER TANK MODULE 4L	€

### Performance

Coffee Output (cups/h)	160
Cafè Creme (cups/h)	100
Cappuccino Output (150 cc cups/h)	160
Hot water Output (L/h - 500cc quantities)	25

The new **S15** smart and versatile fully automatic machine, is designed to guarantee a wide menu of beverages even more customizable, as well as a superior capacity of its boiler. User-friendly and professional, **S15** is the perfect ally for office environments or other locations that require medium-low daily performance. Bi-directional telemetry on board.

 Recommended cups per day: up to 150	 Motorised Spout	 Smart Boiler	 Wi-Fi Connectivity
 Metal reinforced techno-polymer coffee group	 7.0" touch screen, up to 96 drink selections	 AWS - Automatic Washing System	 Embedded solubles system
 HQ Milk	 Bi-Directional Telemetry	 Locked hoppers	 MilkPs
 USB			

Features	S15 CS13 SELF
Touch Screen drink selections	up to 96 (8 per page)
Hot water selections	-
Boilers and capacity (L)	1 x 2
Grinder-dosers	2
Coffee hoppers and capacity (Kg)	2 x 0,65
Soluble hoppers and capacity (Kg)	1 x 0,59 Kg chocolate powder + 1 x 0,37 Kg milk powder
Coffee group diameter (mm)	38 or 46
Mixer soluble powder	1
Steam wand	-
No-coffee sensor	yes
No-milk sensor	yes
No-cup sensor	yes
Main spout	Motorized
Water Tank Capacity (L)	4
Hot Water directly from the Spout (not from the wand)	✓
<b>Technical information</b>	
Width x Depth x Height (mm)	350 x 605 x 715
Weight (Kg)	49
Power at 220-240V~ 50 Hz (W)	2700 - 3100 I 13A
Power at 220~ 60 Hz (W)	2700 I 13A
<b>Accessories</b>	
Kit for washing undercounter	€ 170,00
Ground Disposal Kit	€ 290,00
Coffee Hopper extension (up to 1,6 Kg) 1px	€ 240,00
Solubles Hopper extension (up to 2,9 Kg) 1px	€ 240,00
Kit Milk Foam	€ 120,00
Kit Power Station	€ 110,00
CSI/CCI cable	Cod. 535959000



The machine and the tank must be ordered together.